



# **Tankersley St. Peter's Behaviour Curriculum 2024**

|   | <b>1A</b>  | <b>1B</b>             | <b>2A</b>                                     | <b>2B</b>             | <b>3A</b>                                     | <b>3B</b>             |
|---|--|-----------------------|---|-----------------------|---|-----------------------|
| <b>All Year Groups from Nursery to Y6</b> | <b>Explicit teaching of all the behaviour strategies</b> | <b>Revise content</b> | <b>Longer recap on behaviour expectations</b> | <b>Revise content</b> | <b>Longer recap on behaviour expectations</b> | <b>Revise content</b> |

## Introduction

In order to build character, we define the behaviours and habits that we expect students to demonstrate. We want to support our pupils to grown into adults who are polite, respectful, kind, resilient, grateful and who put others before themselves. We believe that, as pupils practice these behaviours over time, they become habits that positively shape how they feel about themselves and how other people believe them. As philosopher Will Durrant states; “We are what we repeatedly do. Excellence, then is not an act, but a habit.” (1926)

## Teaching the Behaviour Curriculum

The behaviour curriculum is taught explicitly during the first week in Autumn alongside the national curriculum subjects. Children should learn the content of the curriculum so that they can recall the information and act on it. At the start of every term, the behaviour expectations are set out and will continue to be reinforced throughout the year. As with other curriculum content, this should be taught using the explicit teaching based on Rosenshine, including regular quizzing to check and strengthen retention. Teachers will also demonstrate these behaviours and ensure pupils have many opportunities to practise these. For example, a lining up order should be taught in the classroom but must be reinforced in different locations and times throughout the school day e.g going to PE, moving to the Computer suite. It is expected that all pupils will know this content.

As Tom Bennett describes in “Running the Room”, the process for teaching behaviour explicitly is as follows -

1. Identify the routines you want to see.
2. Communicate in detail your expectations.
3. Practise the routines until everyone can do them.
4. Reinforce, maintain and patrol the routines constantly.

It is essential that all staff know the details of this curriculum, teach it explicitly to pupils and continuously maintain the high standards that we set. By doing so we support each other to create a culture where pupils feel safe and are able to learn in an optimised environment and where teachers are free to teach unimpeded.

## **Adaptations**

While this curriculum is intended for all pupils it will be applied differently in different year groups depending on pupils' ages and may be applied differently depending on individual pupils' SEND needs.

## **Our Main Principals**

Know that there are 3 behaviour principles in school that we will always maintain.

- Be respectful
- Be responsible
- Be ready to learn (see learning behaviours poster)

| Be Respectful  | Be responsible  | Be ready to learn   |
|--|---|---|
| Say please and thank you. Hold doors open for adults. Talk kindly to other pupils. | Complete homework on time.<br>Remember to bring equipment to school.<br>Tidying up your own workspace and the classroom<br>Accepting responsibility if you make a mistake and saying sorry, | Sitting still<br>Listening carefully to the teacher.<br>Working hard on tasks given.<br>Being in the right place at the right time. |

## Moving Around School

We expect children to walk around school in the following manner:

- Facing forward
- In a straight line
- Without talking
- In our designated order.

We walk silently so that we do not disrupt the learning of other children in school.

# Learning behaviours at Tankersley St. Peter's

All teachers will have a copy of this poster and ensure that the children are following the instruction, especially the hand signal and putting equipment down.

**LEARNING BEHAVIOURS AT TANKERSLEY**

**RESPECT**

We show **respect** at all times.

"Thank you for looking at ...  
... when they are talking."

**Collaborative Learning**

We use **collaborative learning** at every opportunity to ensure that children are talking about and explaining their learning.

**Rally Robin**

**Round Robin**

**Mix Pair Share**

**Rally Coach**

**Quiz Quiz Trade**

**Stop on a Signal**

We **stop on a signal**.

Hand signal

Bells

We put our **equipment down** when we are listening to the speaker.

**Positive Praise**

We always use **positive praise**.

"That's a great answer because..."

"I like the way you....."

"Thank you for ....."

**Build on Ideas**

We encourage children to **build on ideas** and **offer ideas**.

**Equipment Down**

We use **lollipop sticks** for feedback and encourage children to **phone a friend** if they need support.


**Learning Partners**

We **talk to our learning partners** when a question is asked and we talk in full sentences.

**TTYLP MTYT**


**Tankersley St. Peter's**

# Completing work in books



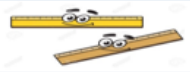
**Be PROUD!**

**P** = Use a sharp pencil or school pen. I always use a sharp pencil or black school pen to write. I aim to get my pen licence.




**R** = Remember my letter shapes and joins. I remember to use the letter formation and joins from my handwriting lessons in all my writing.

**O** = Oops! I need my ruler for a mistake. I always cross out my mistakes with a ruler using a straight line. (I never scribble.)



**U** = Underline every time! I always use my ruler to carefully underline all my dates and titles.



**D** = Do my very best. I take care and show pride in all my work and books.

All staff to display this in their class and refer to it when necessary.

## **Playtime Behaviour**

Know that we will walk sensibly from their classroom.

Know that they will take their healthy snacks outside.

Know that we must play safely without hurting anyone.

Know that we do not “Playfight” because someone may get hurt by accident.

Know that you must be kind, by including people in your games and sharing equipment.

Know that you should put your rubbish in the bins provided.

Know that we do not eat in the corridors as this makes a mess.

Know that when the whistle goes at the end of playtime, we walk sensibly back into the classroom- we do not linger in the cloakrooms.

## **Lunchtime**

Know you line up silently in the corridor when you are called for dinner.

Know that you will use a quiet voice in the dinner hall.

Know that you don't drop rubbish on the floor, and we do not waste food.

Know that we use good manners in the dinner hall and say please and thank you when receiving food.

Know that when the whistle goes at the end of playtime, we walk sensibly back into the classroom, we do not linger in the cloakrooms.

## Preventing Bullying

Know that bullying is:

- Hurting someone else on purpose.
- Repetitive – it happens more than once.
- Can be physical, verbal, and emotional

Know that bullying can be indirect, this means:

- Leaving people out of games or groups
- Talking about someone behind their back
- Standing by and watching someone get bullied without letting an adult know.

Know that if you think that you are being bullied, you tell an adult.

Know that if you think that someone is being bullied, you tell an adult.

Know that all forms of bullying are unacceptable at Tankersley St. Peter's and that it will be dealt with seriously by all adults at St. Peter's.

## School Uniform

Know that the school uniform consists of:

Dark trousers (not denim), black or grey skirt, red polo shirt, white shirt or polo shirt, red school jumper and black shoes. Dark shorts can be worn in the warmer weather, as can red checked dresses.



## **Jewellery**

Know that, on health and safety grounds, we do not allow pupils to wear jewellery in school except for earring studs in pierced ears, and a watch (if it cannot take pictures).

## **PE**

Know that, for PE, Pupils must wear black shorts, or tracksuit bottoms, white t-shirt (or red), trainers for outside. A sweatshirt can be worn for the colder months.

Know that indoor PE is done in black pumps or trainers.

## **End of the day routine**

Know that you must walk in a straight line with the teacher to the meeting point.

Know that you cannot leave the teacher until your teacher has said you can go. (With the exception of pupils who are allowed to walk home alone).

## **Behaviour outside of school/ trips**

Know that when you are wearing your uniform outside of school, you are representing the school community and must behave responsibly.

Know that you must listen to your teacher on trips, to keep yourself and others safe.

