



HOME LEARNING - Great Gorillas

20.07.20

Ongoing daily activities

Reading

We would like your child to read daily. Please make sure that they read for at least 30 minutes a day. Ask your child questions to test their comprehension.

Use the Canine Pal characters to help you do this.

For support with reading, you can access resources on our school website. [Click on the 'Our Curriculum' tab then click on 'Reading Information'.](#)

World Book Online have made over 3,000 books available!

For our Reception and Year 1/2 children there are 72 free eBooks matched to *Read Write Inc.* Phonics Storybooks can be found on the Oxford Owl website.

Use the link - <https://home.oxfordowl.co.uk/>

Login: *Giants and Gorillas* Password: *Tankersley1*

You can also access eBooks on [Serial Mash](#) that is found on the [Purple Mash Learning Platform](#).

Times Tables

Practise your times tables daily on [TT Rock Stars](#). Check [Purple Mash](#) and [MyMaths](#) daily in case new tasks are added. There are resources available for this week's maths learning at: <https://www.bbc.co.uk/bitesize/primary>

Spelling

Practise your weekly spellings daily. See separate spelling lists -Term 3b.

There may be some activities to complete from our Purple Mash Platform. This can be accessed from the link on our website or

<https://www.purplemash.com/login/>



As an alternative to the home learning grid you can use the Oak National Academy website and click on the Year 2 work.

<https://classroom.thenational.academy/subjects-by-year/>



English

This week we are going to base our English work on the author Mairi Hedderwick.

On YouTube, you can watch an interview with the author:

<https://www.youtube.com/watch?v=EiNfzdtypiE>

Complete the comprehension questions about Mairi Hedderwick.

Write a book review of your favourite Katie Morag story.

Write questions that you would like to ask Mairi Hedderwick.

Write your own Katie Morag story.

Enjoy watching an episode of your choice:

<https://www.bbc.co.uk/iplayer/episodes/b04xdngw/katie-morag>

Spelling - Practice spelling for week 7 on Term 3b.

You can get access to some free spelling resources by

visiting: <https://www.sirlinalot.org/spellathome/> or you

can access some RWI spelling resources from

www.oxfordowl.co.uk Click on the 'My Class login' and enter the login: Giants and Gorillas, password: Tankersley 1.

Maths

There are resources available for this week's maths learning at: <https://www.bbc.co.uk/bitesize/primary>

Click on daily lessons. Scroll down and click on Y2.

There are some maths worksheets based on position and estimation.

Science

Watch the BBC Bitesize video: What are the requirements for plant growth? Complete the quiz.

Geography

Create a postcard to a member of your family, pretending that you are in Struay. You should write about what they have done and what they have seen.

Art/DT

Have a go at making your own watercolour painting of a landscape or a scene from a Katie Morag story.

Carry on making your junk model vehicle.

PE

Joe Wickes (the HiiT enthusiast that all teachers love to hate) is doing live daily workouts on his YouTube page.

Cosmic Yoga's YouTube page has some great videos. (Some of these do last quite a while which may be useful!)

Computing

Use TT Rockstars to practise your times tables.

Use the internet to carry out research.

**Use the Twitter page with your parent/carer to send us a message/photo to show us what you've been up to!
@tankersleyspy2**

PSHE

Mairi Hedderwick was encourage to paint her own illustrations and write children's books. What are your aspirations? What would you like to do when you are older?

FREE activities are also available on the 1 Decision Kids' Zone page:

<https://www.1decision.co.uk/resources/kids-zone>

R.E.

As you think about starting a new class in September, it's important to remember that God is always with you and will always give you the help that you need. Write a prayer to God, describing how you are feeling about starting Year 3. Tell him what you are looking forward to, what you might be a bit nervous about, and also what you would like him to help you with in the coming year.

Weekly virtual assemblies will be available for you to watch at home every Friday at 9am from the video channel:

www.vimeo.com/channels/picturenews

Picture News - See sheet below.

Mairi Hedderwick: Facts About the Author of the Katie Morag Books

- Mairi Hedderwick was born on 2nd May 1939 in Gourock. Her father was Douglas Lindsay, an architect, and her mother was Margaret Crawford.
- Her father died when she was thirteen years old, and she often felt lonely and out of place as a child.
- She studied at [Edinburgh](#) College of Art. During the holidays, she went to the Isle of Coll and worked as an au pair.
- In 1962, she married Ronnie Hedderwick. After teaching art for a few years, Mairi moved to the Isle of Coll in the Hebrides, Scotland. They lived in a farmhouse without electricity or running water. Their closest neighbours were three miles away.
- Mairi and Ronnie earned money by rearing sheep and cattle and by fishing for lobsters. Mairi also taught art lessons at the local primary school, sold her artwork to tourists and started her own printing company called the Malin Workshop. The Malin Workshop used manual printing techniques to print maps of the island, calendars and postcards.
- At this point, Mairi also started to do some illustration work for the Scottish children's writer, Jane Duncan.
- Mairi, Ronnie and their two children, Mark and Tammie, lived on the Isle of Coll for ten years. They had to move because there was no secondary school on the island.
- Mairi started to think about writing her own children's books, and the first Katie Morag story, *Katie Morag Delivers the Mail*, was published in 1984.
- Mairi moved back to Coll in 1990. She now lives in a house close to her daughter and grandchildren.
- There are now more than ten Katie Morag stories, and Mairi has written and illustrated many other children's books.
- She has also written four books about her travels through Scotland.

1. When was Mairi Hedderwick born?

2. Why do you think that she feel lonely as a child?

3. What is an au pair?

4. When she moved to the Isle of Coll, she lived in a remote farm house and her closest neighbours were 3 miles away. What does the word remote mean? (Use a dictionary).

5. How did Mairi and her husband earn money whilst living on the Isle of Coll?

6. What are the names of her children?













7. What was the title of the first Katie Morag story that she wrote?

8. Why do you think that Mairi chooses to illustrate her own books?

Questions that I would like to ask Mairi Hedderwick

Remember to use question words: **What**, **Who**, **How**, **When**...

Remember to end your question with a **?**

6								
5								
4								
3								
2								
1								
	A	B	C	D	E	F	G	H

Write the coordinates:









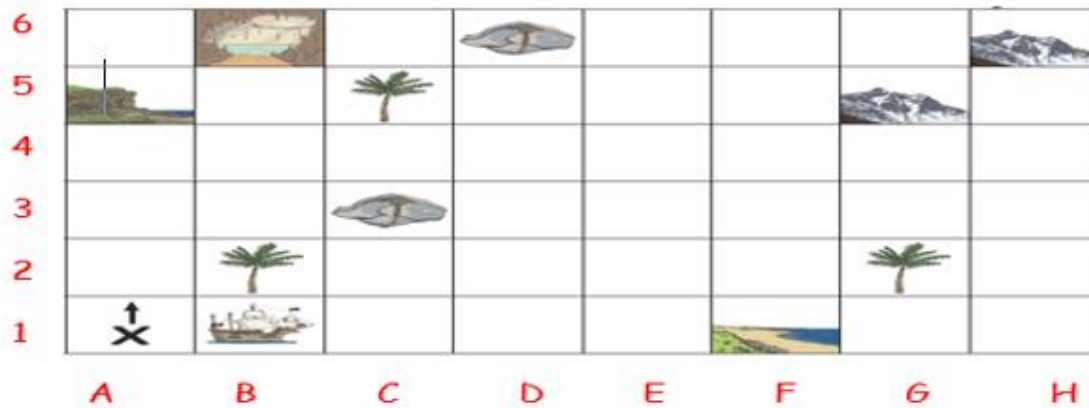


Draw the treasure chest in E,3.

Draw a volcano in H,1.

Draw another palm tree in F,6.

Challenge



Start at X.

Move 2 squares forward. Turn right.

Move 1 square forward. Turn left.








Move 1 square forward. Turn right.

Move 3 squares forward. Turn left.

Move 2 squares forward. Turn right.

Move 2 squares forward. Draw the treasure on the map.

Look at this grid. The cat wants to get to the mice. Write down the cat's moves using compass point directions.

						 mouse 2	
			 mouse 4				
 mouse 1							
						 mouse 3	
	 mouse 5						
							

cat to mouse 1

cat to mouse 2

cat to mouse 3















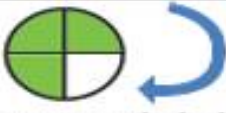
cat to mouse 4

cat to mouse 5

Challenge

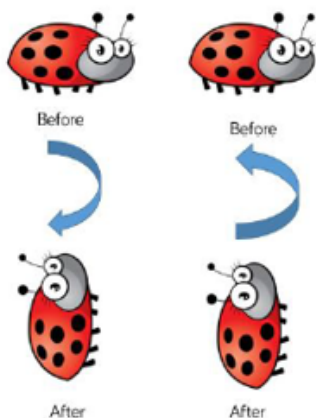
H		Y		D	!
K	F		A		E
START			U		O
N		S		R	

1. North 2 (pause), east 3, south 1 (pause), south 2,
east 1 (pause), north 3 (pause)
2. East 5 (pause), north 2, west 5, south 1 (pause)
3. South 1, east 5, north 2 (pause), west 2 (pause), south 2, west 1 (pause), north 3 (pause)
4. East 1, north 1 (pause), east 2, south 1 (pause), south 1, west 3 (pause), north 3, east 5 (pause)

Start with...	Do this...	It will look like this:
	 quarter turn clockwise	
	 half turn anti-clockwise	
	 full turn clockwise	
	 quarter turn anti-clockwise	
	 half turn clockwise	
	 three quarter turn anti-clockwise	
	 three quarter turn clockwise	

Challenge Extra

Explain what is the same and what is different about the turns made by the ladybirds.



L.O - To use estimation to check that answers to a calculation are reasonable

Colour in the raindrop that you estimate to be the correct answer in each example:

 $56 + 64$



87



120

 13×10



130



125

 $13 + 20 + 32$



65



46

 70×2



140



250

 $39 + 37$



105



76

 $50 \div 2$



25



100



Picture News

at Home

20th July 2020

What's going on this week?



One of the ideas proposed to the government to kick-start the struggling High Street was that households should be given vouchers worth hundreds of pounds. The suggested amount was £500 for each adult and £250 for each child to support firms hit the most by the coronavirus outbreak. Instead, the Chancellor, Rishi Sunak announced the new "Eat Out to Help Out" scheme, which will see households given vouchers to use when dining out. The vouchers will give households a 50% reduction, up to £10 per head, for meals taken on Mondays, Tuesdays and Wednesdays throughout August.

Things to talk about at home...

- 🍷 Have you visited many shops or restaurants since they have reopened?
- 🍷 Which idea do you prefer, the vouchers or the 50% off? Why?
- 🍷 Do you think the 50% off restaurants is a good idea at this time?
- 🍷 Would you like your family to receive the £500 and £250 vouchers? If so, where do you think you would spend them?

Please note any interesting thoughts or comments here...



Share your thoughts and read the opinions of others on our discussion board: www.picture-news.co.uk/discuss